












Inverclyde Performance Summary Report

Reporting Period: 01/04/23 - 30/09/23



Total Crime  **-0.4%**  **3,086 Crimes**

<p>Incidents Recorded</p> <p>+7.5%</p>  <p>10,347</p>	<p>Common Assault</p> <p>-4.3%</p>  <p>330</p>	<p>Overall Dishonesty</p> <p>+12.1%</p>  <p>730</p>	<p>Domestic Abuse Incidents</p> <p>-12.9%</p>  <p>378</p>
<p>Overall Violent Crime</p> <p>-6.6%</p>  <p>383</p>	<p>Sexual Crime</p> <p>+4.1%</p>  <p>76</p>	<p>Road Traffic Casualties</p> <p>+38.1%</p>  <p>29</p>	<p>Disorder Complaints</p> <p>-6.1%</p>  <p>1,223</p>
<p>Missing People</p> <p>+15.2%</p>  <p>114</p>	<p>Counter Terrorism</p>  <p>The threat level from INTERNATIONAL TERRORISM is SUBSTANTIAL - an attack has been deemed as likely to occur.</p>		<p>Housebreaking</p> <p>-7.2%</p>  <p>64</p>

*All data provided is for the period 1 April 2023 - 30 September 2023 unless otherwise stated. All statistics are provisional and should be treated as management information. All data have been extracted from Police Scotland internal systems and are correct as of 2 October 2023.

Inverclyde Performance Summary Report Reporting Period: 1 April 2023 to 30 September 2023








SECTION	PAGE NUMBER
Introduction	2
Executive Summary	3
Demand Analysis	4
Antisocial Behaviour, Violence & Disorder	5
Protecting Vulnerable People	6
Serious and Organised Crime	7
Counter Terrorism and Domestic Extremism	7
Acquisitive Crime	8
Cyber and Digital Crime	8
Road Safety and Road Crime	9
Public Confidence - Complaints & Allegations	10
Recent Initiatives and Results	11
Forthcoming Initiatives	11

Introduction

I am pleased to present this report to the Police Fire and Rescue Committee for its information and consideration. Please note that all data included in this report are management information and not official statistics. All data are sourced from Police Scotland internal systems and are correct as of date of publication. Unless stated otherwise, numerical comparisons are against the comparable period in the preceding reporting year.

Chief Superintendent Gordon McCreadie
Local Policing Commander
Renfrewshire and Inverclyde Division

INVERCLYDE POLICING PRIORITIES 2023/26

PRIORITY	EXECUTIVE SUMMARY
 <p>VIOLENCE, DISORDER AND ANTISOCIAL BEHAVIOUR</p>	<p>383 violent crimes were recorded in the reporting period - 27 fewer than the previous year. The detection rate for crimes of violence is 66.6%. Meanwhile, the number of complaints relating to disorder in Inverclyde fell by 6.1%, to a total of 1,223 incidents.</p>
 <p>PROTECTING VULNERABLE PEOPLE</p>	<p>76 sexual crimes were recorded in Inverclyde in the reporting period - three more than the same period in the previous year. The detection rate for sexual crimes has increased by 23.4 percentage points, to 64.5%. 25% of all recorded sexual crime involved non-recent reporting. Approximately 40% of reported sexual crimes involved non-contact offences (e.g. indecent communications).</p>
 <p>ACQUISITIVE AND CYBER / DIGITAL CRIME</p>	<p>Recorded acquisitive crime increased by 12.1%, with a total of 730 in the reporting period. The overall increase in crimes of dishonesty was driven by a rise in recorded fraud, shoplifting and motor vehicle crime. Nearly half of all cybercrimes recorded in the current reporting year were acquisitive crimes, and in particular online frauds.</p>
 <p>SERIOUS AND ORGANISED CRIME</p>	<p>Intelligence led policing resulted in 24 drug supply detections in the current year. In Renfrewshire & Inverclyde Division, serious and organised criminals were deprived of £1,294,784 in cash and assets through use of the Proceeds of Crime Act. Intelligence-driven stop and search continues to be utilised to proactively target organised criminals, with a total of 342 stop and searches for drugs resulting in 78 drugs seizures in Inverclyde.</p>
 <p>ROAD SAFETY AND ROAD CRIME</p>	<p>Overall, road casualties have increased by eight, to a total of 29 - with more people seriously and slightly injured on Inverclyde's roads. Meanwhile, proactivity by Inverclyde officers and the Road Policing Unit has contributed to a rise of 12.4% in recorded road traffic offences.</p>

POLICE SCOTLAND'S POLICING PRIORITIES 2022/23

Protecting vulnerable people

Renfrewshire and Inverclyde Division continues to support a multi-agency approach to reduce drug deaths, to engage with Scottish Government and stakeholders to influence approaches to supporting individuals with complex mental health needs, and to work in partnership to develop local effective and efficient pathways to support vulnerable people.

Working with communities

The Division continues to support this Police Scotland priority and to develop strategic partnerships to find synergy in policy making and shared resources. Police in Inverclyde recognise the importance of engaging with communities to understand their needs, and strive to support innovation in local partnership settings.

Tackling crime in the digital age

Police in Inverclyde continue to benefit from the support of specialised Police Scotland units such as the Cybercrime Unit and the Economic Crime and Financial Investigation Unit, amongst others. There are continued efforts to ensure our Officers have the training, resources and equipment needed to tackle the threat arising from cyber related criminality and technological advancement.

Support for operational policing

Inverclyde Police continue to link in closely with Police Scotland's Corporate Services who enable and support operational resources to deliver against the strategic priorities and their outcomes.

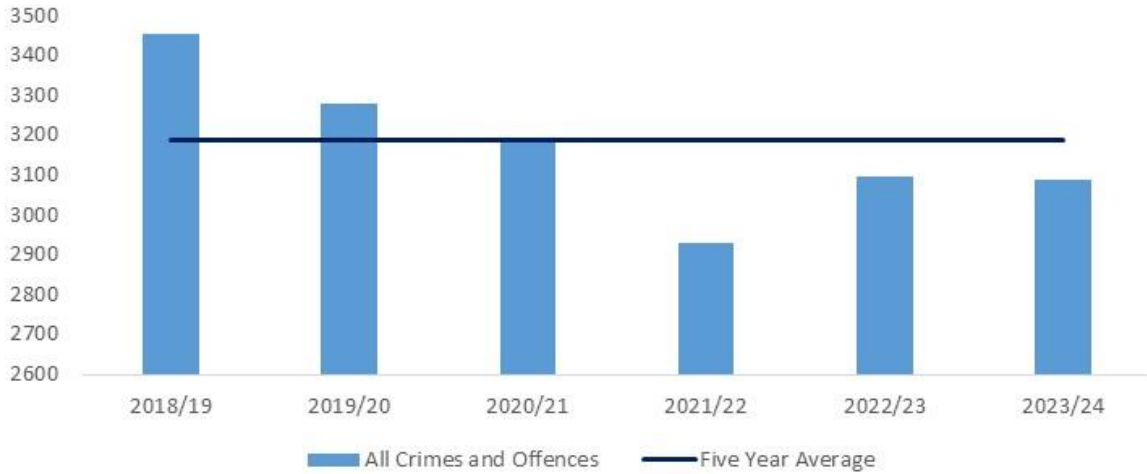
DEMAND ANALYSIS

PYTD - PREVIOUS YEAR TO DATE

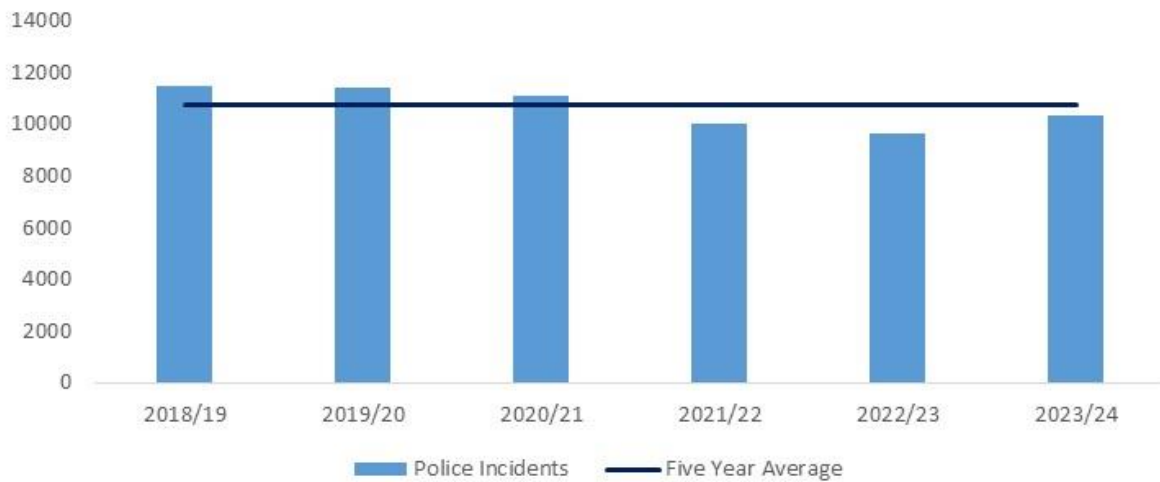
CYTD - CURRENT YEAR TO DATE

CRIME	PYTD	CYTD	INCIDENTS	PYTD	CYTD
Total Crimes & Offences	3,098	3,086	Total number of incidents	9,622	10,347

All Crimes and Offences



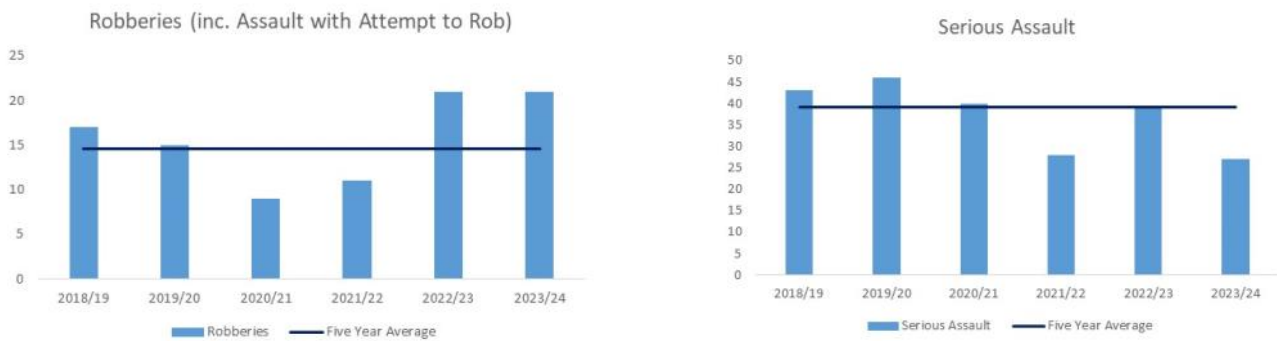
Police Incidents



The volume of recorded crime and offences has fallen by 0.4%, with a drop in the number of recorded Group 1 non sexual crimes of violence, Group 4 (fireraising, malicious mischief etc) crimes, Group 5 (proactivity crimes) and Group 6 miscellaneous offences. The overall rate of all recorded crime in Inverclyde (per 10,000 population) is below the national average rate (397 crimes per 10k compared to 455 crimes per 10k).

Meanwhile, recorded police incidents have increased by 7.5% on the previous year, though they remain 1.8% below the previous five year average. The vast majority of the rise in police incidents can be attributed to an increase in abandoned/silent 999 calls (largely caused by a new feature on some Android devices causing inadvertent 999 calls); 'assist member of the public' calls; and external agency requests.

VIOLENCE, ANTISOCIAL BEHAVIOUR AND DISORDER



Violence

Overall violent crime has decreased by 6.6% on the previous year, with a total of 383 crimes recorded in the reporting period. The rate of violent crime per 10,000 population in Inverclyde remains lower than the national average (approximately 49 crimes per 10k compared to 61 crimes per 10k). Fewer attempted murders, serious assaults and common assaults were recorded compared to the same period in 2022/23, while the number of robberies remained unchanged. Nearly half (49%) of violent crime in Inverclyde occurred in private spaces such as residential properties.

The detection rate for overall crimes of violence is 66.6%, which is a decrease of 8.3 percentage points on the previous year.

Disorder and Antisocial Behaviour

The number of complaints relating to disorder in Inverclyde fell by 6.1%, to a total of 1,223 incidents.

45 wilful fireraising crimes have been recorded - one fewer than the previous year. This issue continues to be recognised as a key issue of concern in Inverclyde, with the rate of fireraising crimes being nearly twice that of the national average (5.8 per 10k population, compared to 2.5 per 10k at a national level). Advice is being issued to all householders regarding the dangers of leaving combustible items in common close areas. A Multi Agency Wilful fire-raising group chaired by Police Scotland has been also been established, which includes SFRS, Inverclyde Council's ASB team and housing agencies.

Meanwhile, recorded vandalism crimes have fallen by 11.7%, to a total of 249 crimes in the current reporting period.

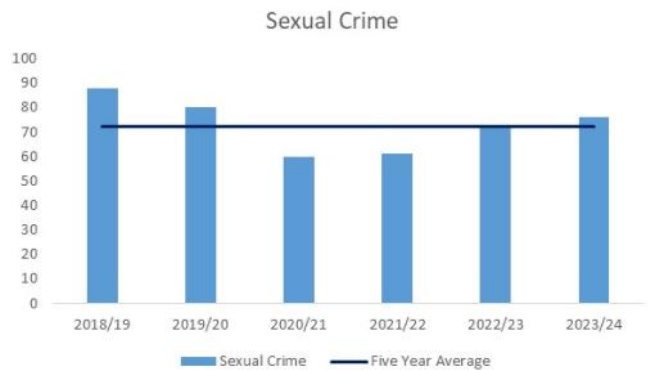
Hate Crime

25 hate incidents were reported with a total of 19 hate crimes subsequently being recorded in the current reporting year. Recorded hate incidents and crimes have both fallen by around 30% on the previous year. The race of complainers was the most common protected characteristic in hate crimes reported in Inverclyde, featuring in just over half of all crimes.

PROTECTING VULNERABLE PEOPLE

Sexual Crime

76 sexual crimes have been recorded in Inverclyde in the reporting period, an increase of 4.1% on the previous year. The rate per 10,000 population in relation to sexual crime in Inverclyde is lower than the national average (13.4 crimes per 10k) and equates to approximately ten crimes per 10k. The detection rate for sexual crimes has increased by 23.4 percentage points on the previous year, to 64.5%. About one quarter of all recorded sexual crime in Inverclyde involved non-recent reporting - a lower proportion than recorded in the preceding year (38%). Around 60% of recorded sexual crimes involved contact offences, with the remaining 40% relating to non-contact offences, many of which were cyber-enabled, including indecent communications and threats to disclose intimate images. Previous analysis of cyber-enabled sexual crimes has identified that a high proportion of these crimes involve offenders located outside of the UK, giving rise to significant challenges in identifying and bringing perpetrators to justice.

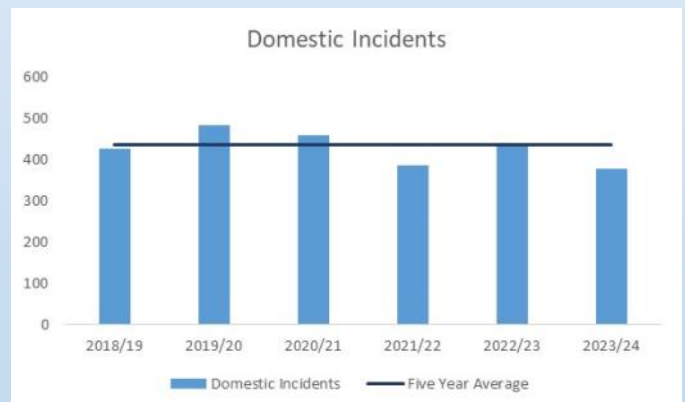


Missing People

In the period April to September 2023, 114 missing person reports have been recorded in Inverclyde, a rise of 15.2% on the same period in 2022. All missing people were traced alive, with over 91% being traced within two days of first being reported missing. Looked After and Accommodated Children (LAAC) featured in nearly 40% of missing person incidents, with incidents involving LAAC also rising by 2.5 times on the number recorded last year. Repeat missing persons continue to be an issue of concern (particularly in relation to Looked After and Accommodated Children). The top five repeat missing persons alone featured in 56 incidents, nearly half of the overall total. These top repeat individuals were all aged 14 to 15 years. In the reporting period, nearly 8,400 officer hours have been spent investigating missing person incidents in Inverclyde.

Domestic Abuse

Victims of domestic abuse remain one of Renfrewshire and Inverclyde Division's top priorities. Recorded domestic abuse incidents in Inverclyde decreased by 12.9% on the previous year, to a total of 378. 42.1% of all recorded incidents resulted in a crime being recorded. The detection rate for domestic crime decreased by 3.1 percentage points on the previous year, to 74.3% in the reporting period. Police in Inverclyde will participate in the '16 days of activism to eliminate violence against women and girls' campaign (see page 11 Forthcoming Initiatives).



Drug Related Deaths

Six suspected drugs related deaths occurred in Inverclyde in the reporting period, with two confirmed drugs deaths recorded in the same period in 2022. Toxicology results are awaited in relation to the deaths which have occurred in the current reporting year. Renfrewshire & Inverclyde Division commenced their divisional rollout of Naloxone in February 2023, which incorporated all forward facing police resources. Over 95% of officers deployed in Inverclyde & Renfrewshire Division have completed Naloxone training.

SERIOUS AND ORGANISED CRIME

Intelligence led policing resulted in 24 drugs supply detections in the current year. This comprised of two crimes involving the production and manufacture of drugs, 20 crimes relating to drugs supply / possession with intent to supply and two crimes involving the introduction of drugs into the Scottish Prison Service estate.

In the period April to September 2023, serious and organised criminals in Renfrewshire & Inverclyde Division were deprived of £1,294,784 in cash and assets through use of the Proceeds of Crime Act, which was nearly a threefold increase compared to the same period in the previous year.

Intelligence-driven stop and search continues to be utilised to proactively target serious and organised criminals, with a total of 342 stop and searches for drugs resulting in 78 drugs seizures in Inverclyde in the reporting period. Around 43% of these seizures relating to Class 'A' substances.

COUNTER TERRORISM & DOMESTIC EXTREMISM

In February 2022 the Home Secretary announced a decrease in the UK's Terrorist Threat Level from 'Severe' to 'Substantial'. This means it is deemed an attack is likely. At this time there is nothing to suggest that there is any specific threat to Scotland. However, the threat from Islamic, Northern Ireland and Right-wing terrorism remains a serious threat. Inverclyde has an embedded CTLO (Counter Terrorist Liaison Officer) who provides expert guidance and support regarding emerging threats from national and international terrorism & Extremism. The CTLO has provided support, security advice and reassurance to locally elected representatives. PREVENT awareness training has been carried out at HMP Greenock, local RSLs, Social Work and Mental Health teams within NHS to provide guidance and information. Op SANDBED hosted a briefing to all local new and current elected members.

ACQUISITIVE CRIME



Overall crimes of dishonesty increased by 12.1% to a total of 730 crimes - a rise almost certainly linked to the ongoing cost of living crisis. Despite the rise in recorded acquisitive crime figures in Inverclyde, recorded crimes of this type occur at a lower rate in Inverclyde as compared to the national average (93.8 crimes per 10,000 population, compared to 99.2 crimes nationally). The detection rate in Inverclyde is 41.6%, a decrease of 6.7 points compared to the previous year. The Partnerships, Preventions and Interventions Unit continue to engage with local businesses to tackle the issue of acquisitive crime.

The main drivers of the overall rise in acquisitive crime were motor vehicle crimes (thefts of vehicles, parts or contents), theft by shoplifting and fraud, with these crimes in particular rising on last year's figures. However, with the exception of shoplifting crimes, the rate per 10k population for these crimes is also below the national average. Exclusion zones continue to be utilised as a tactic to deter the most prolific repeat shoplifters in Inverclyde.


Meanwhile, housebreaking crimes have fallen by over seven percent on the previous year, with 64 crimes - with the rate for such crimes (controlling for population size) being very similar to that of the Scotland average. In Inverclyde, break-ins to commercial and public buildings in particular have fallen considerably on last year. Around eight in ten housebreaking crimes targeted residential premises.

CYBER & DIGITAL CRIME

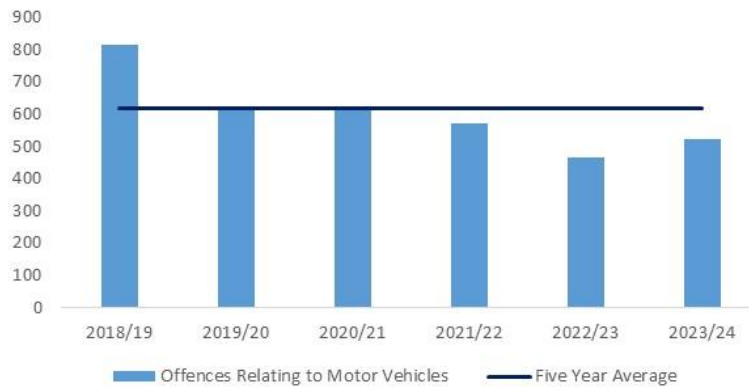
Cyber-enabled crime continues to impact on the communities of Inverclyde, with analysis indicating that cyber-enabled frauds constitute almost half of all recorded cybercrimes in Inverclyde. Various methods continue to be used by cybercriminals to defraud their victims, including social engineering frauds in which suspects posed as family members using various communication apps; vishing and phishing attempts in which suspects purported to be employees of financial and cybersecurity organisations; hacking of email and bank accounts; and e-commerce frauds in which victims were defrauded in the course of buying or selling goods online.

Other cybercrimes affecting Inverclyde's communities included threatening and abusive communications involving social networking apps (including cyber-enabled domestic abuse); sexual extortion crimes; and cyber-enabled sexual offences (e.g. sending indecent images to children and communicating indecently with children).

ROAD SAFETY AND ROAD CRIME

Road Traffic Casualties		2022/23	2023/24
	Number of persons killed on our roads	0	0
	Number of persons seriously injured	7	10
	Number of persons slightly injured	14	19
	Number of children seriously injured	1	0
Road Traffic Data from 01/04/2023 to 30/09/2023			

Offences Relating to Motor Vehicles



Overall, road casualties have increased by eight, to a total of 29 - with more people seriously and slightly injured on Inverclyde's roads. However, there were no road-related deaths on Inverclyde's roads in the reporting period. Meanwhile, proactivity by Inverclyde officers and the Road Policing Unit has contributed to a rise of 12.4% in recorded road traffic offences, as compared to last year's figures. An increase has been noted in the number of various recorded road traffic offences, including (but not limited to) speeding, mobile phone, seat belt, licence, and insurance offences.

Inverclyde Police in Partnership with Inverclyde Council continue to promote the initiative which resulted in a 'Parking Buddy' being delivered to each Primary School in the area in order to make motorists think about their actions when driving and parking around school zones which should result in more awareness of the safety of children on the roads near to schools.

PUBLIC CONFIDENCE: COMPLAINTS & USER SATISFACTION

COMPLAINTS ABOUT THE POLICE

From 01/04/2023 - 30/09/2023

Table: Complaints and allegations received in the Inverclyde Council area, by period (Apr – Sept) ¹

	TOTAL COMPLAINT CASES RECEIVED			TOTAL NUMBER OF ALLEGATIONS RECEIVED		
	YTD	LYTD	% Change	YTD	LYTD	% Change
Inverclyde Council	51	37	37.8%	69	62	11.3%

1. Data is based on the case received date.

Table: Allegations received in the Inverclyde Council area, by category, type and period (Apr – Sept) ¹

Allegation Category and Type	PYTD	YTD	% change
On Duty - TOTAL	35	47	34.3%
Assault	6	5	-16.7%
Discriminatory Behaviour	1	0	-100.0%
Excessive Force	6	1	-83.3%
Incivility	10	8	-20.0%
Irregularity in Procedure	10	24	140.0%
Neglect of Duty	0	3	x
Oppressive Conduct/Harassment	0	1	x
Other - Criminal	2	2	0.0%
Other - Non Criminal	0	1	x
Traffic Irregularity/Offence	0	2	x
Quality Of Service - TOTAL	27	22	-18.5%
Policy/Procedure	5	6	20.0%
Service Delivery	8	4	-50.0%
Service Outcome	14	12	-14.3%
Grand Total	62	69	11.3%

1. Data is based on the case received date.

A total of 51 complaint cases and 69 allegations have been received in Inverclyde in the reporting period. 47 allegations were 'On Duty' with a further 22 relating to quality service.

PUBLIC CONFIDENCE

From 01/04/2023 - 30/09/2023

78% of respondents to the 'Your Police' survey reported that they felt safe in their local area. 43% agreed, or strongly agreed that they had confidence in the Police in their local area, while 76% provided that they had respect for Police in their local area. 40% of Inverclyde respondents felt that the police were doing a good job in the local area. Your Police survey results also indicate that a majority (60%) of respondents in Inverclyde are more worried about crime in the past 12 months than they were previously. Thematic analysis of local issues which reportedly are causing residents concern in Inverclyde identified that drug misuse and drug supply are a common source of worry, with other issues including youth disorder, fireraising and road traffic concerns such as speeding and dangerous driving. Within Inverclyde, there is ongoing road safety enforcement and deterrent activity supported by Road Policing officers. Proactive drug enforcement by local officers continues to be delivered, supported by the Division's Serious Organised Crime Team and Support Unit personnel.

65% of respondents to the user satisfaction survey in Inverclyde indicated that they were provided with the appropriate response by attending officers, while 67% indicated that overall they were satisfied with Police Scotland in relation to the issue they reported.

LOCAL POLICING PRIORITY OUTCOMES – CASE STUDIES

Operation Moonbeam is the Police Scotland title for the multi-agency approach to managing risk around fireworks and bonfire events which peak around the 5th November each year. Police and partners have been undertaking prevention work locally including:

Education - bonfire and firework safety inputs and provision of resources to schools across Inverclyde and a joint letter from Police Scotland and Scottish Fire and Rescue (SFRS) is being circulated to all schools for provision to parents.

Fireworks retailers – liaison is ongoing with Trading Standards, who monitor sales and storage of fireworks by authorised retailers.

Police resources are in place to support SFRS colleagues on call out over the weekend of 4th/5th November and specific bonfire/fireworks patrols arranged.

FORTHCOMING INITIATIVES

Renfrewshire and Inverclyde Division's Partnerships, Preventions and Interventions Unit will continue to liaise with residential units and hospitals to provide advice and guidance into missing persons. The Philomena protocol - a scheme that asks carers to identify children and young people who are at risk of going missing, and to record vital information about them that can be used to help find them quickly and safely - is now in place in each residential unit in Inverclyde.

Anti-social behaviour and retail crime prevention activities are being planned across Inverclyde.

Christmas and New Year policing plans are underway to focus on the Festive Period to reduce crime and disorder, target drink drivers and reduce retail crime.

We are approaching the '16 days of activism to eliminate violence against women and girls' campaign which runs between 25 November and 10 December. During this, Police in Inverclyde will participate in the campaign by raising awareness of the issue of gender-based violence, promoting local activity, proactively targeting offenders and running proactive operational activity to prevent abuse and keep people safe.